

STAKEHOLDER FEEDBACK ANALYSIS REPORT




STUDENT'S FEEDBACK:


A questionnaire was designed to seek feedback from the students to strengthen the quality of teaching- learning environment to provide best possible facilities and modern infrastructure.

Analyses of the feedbacks provided by 754 students are summed up according to the following parameters:

Sl. No.	Parameters	Score in percentage				
		85 to 100%	70 to 84%	55 to 69%	30 to 54%	Below 30
1.	Coverage of syllabus	85 to 100%	70 to 84%	55 to 69%	30 to 54%	Below 30
		13.6	31	35.1	16.5	4.8
2.	Teachers' preparedness for class	Strongly Agree	Agree	Neutral	Disagree	Strongly disagree
		20	47.2	29.3	2.3	1.2
3.	Teachers' communication skill	Always effective	Sometimes effective	Just satisfactory	Generally ineffective	Very poor
		38.6	32.2	24.1	1.5	1.05
4.	Teachers' approach to teaching	excellent	Very good	Good	Average	Poor
		21.2	29.3	35.7	12.8	1.00
5.	Internal evaluation	Always fair	Unusually fair	Sometime unfair	Usually unfair	Unfair
		33	46.1	14.2	4.5	2.2
6.	Discussion of performance in assignment	Every time	Usually	Seasonally	Rarely	Never
		15.1	22.6	21.4	16.5	24
7.	Institution takes active interest in promoting internship	Regularly	Often	Sometime	Rarely	Never
		20.9	26.2	29	16.2	8.6
8.	Mentoring process	Significantly	Very Well	Moderately	Marginally	Not at all
		12.5	34.2	34.5	11.3	7.5




9.	Multiple opportunities to learn and grow	Strongly Agree	Agree	Neutrally	Disagree	Strongly disagree
		14.5	37.4	35.9	3.2	2.9
10.	Information about courses outcome & programme outcome.	Every time	Usually	Occasionally	Rarely	Never
		27.5	27.5	20.6	11	13.4
11.	Necessary follow-up with an assigned task.	17.1	27.2	22.6	16.3	16.8
12.	Illustration of concepts through examples and applications.	42.9	31.3	18.6	5.1	2.1
13.	Identification of strength and weaknesses and providing right level of challenges.	Fully	Reasonably	Partially	Strongly	Unable to
		26.7	22	22.9	18.4	9.1
14.	Institute makes effort to engage students in continuous quality improvement of learning process.	Strongly Agree	Agree	Neutrally	Disagree	Strongly disagree
		20	37.7	33.3	6.2	2.8
15.	Use of student's centric methods for enhancing learning experience.	To a great extent	Moderate	Some what	Very little	Not at all
		19.4	38.3	20.9	14.4	7
16.	Encouragement to participate in extracurricular activities.	Strongly Agree	Agree	Neutrally	Disagree	Strongly disagree
		27.9	37.1	27.8	7	3.2


 Principal
 K. C. Das Commerce College



		To a great extent	Moderate	Some what	Very little	Not at all
17.	Efforts are made by the institution/teacher to enucleate life skills	25.5	32.2	23.8	15.5	3
18.	Use of ICT tools	Above 90% 4.7	70 to 89 % 11.9	50 to 69% 22	30 to 49% 16.5	Below 29% 44.9
19.	Overall quality of teaching learning.	Strongly Agree 21.2	Agree 42	Neutrally 29.3	Disagree 4.5	Strongly disagree 3
20.	Cooperate office staff	19	42.6	27	5	6.2
21.	Cooperate library staff	22.9	44.3	26	2.2	4.5
22.	Availability of entire educational resources in the library	12.2	29	46.7	7	5.1
23.	Internet facility in the library as satisfactory	9	26.1	44.99	10.2	9.8
24.	Availability of prescribed Books/ Reading materials in the library..	12.2	29	46.7	7	5.1
25.	Condition of equipments in the lab(s)	10	33.9	46	6.6	3.4
26.	Results are displayed by the college.	20	44.99	26.2	6.5	2.4
27.	Separate common rooms for girls and boys.	71.6	22.6	3.1	1.1	0.8
28.	Toilets//washrooms are clean	31	41.7	8.4	14.2	4.7


 Principal
 K. C. Das Commerce College



	and properly maintained.					
29.	Maintenance of class room.	31.6	50.4	9.3	6.5	2.2
30.	The campus is green & eco-friendly.	46.1	44.6	8.2	0.7	0.4
31.	Availability of drinking water..	14.2	41.4	32.2	9.3	2.9
32.	Infrastructure is disabled friendly	30.1	42.6	20.9	4.6	1.8
33.	Adequate power supply in the college.	34.8	54.5	8.7	1.2	0.8
34.	Grievances are redressed	14.2	41.4	32.2	9..3	2.9
35.	Functioning of the placement cell is satisfactory.	13.6	30.1	38.3	10.8	7.2


Principal
K. C. Das Commerce College